

# Klein Bottle Horizontal Glued Slopes of Diagonals of Heat Kernel

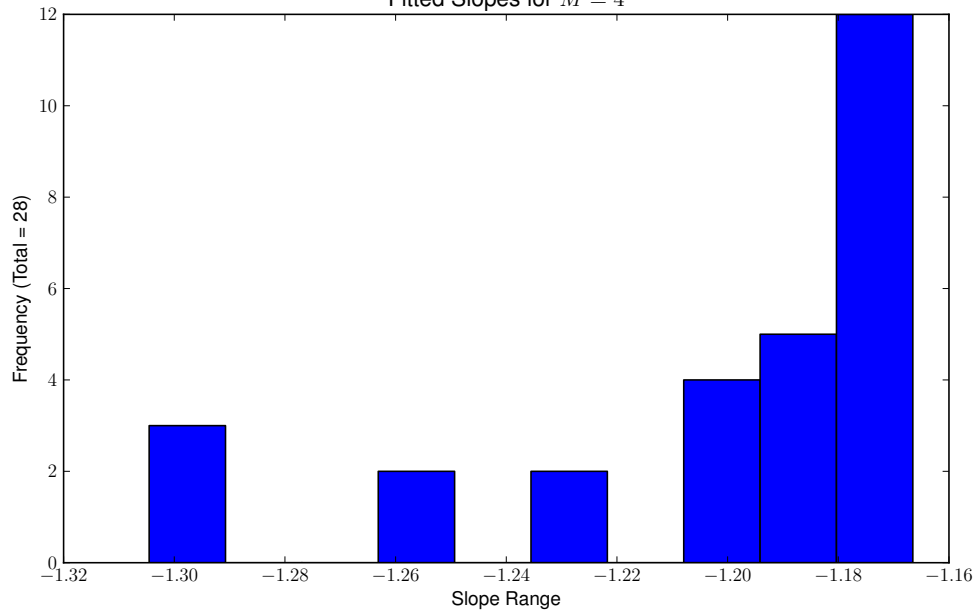
SPUR 2016

August 2, 2016

All fitted slopes for  $-1 \leq \log t \leq 3$

Slope Histogram

Klein Bottle Horizontal Glued Log Diagonal of Heat Kernel  
Fitted Slopes for  $M = 4$



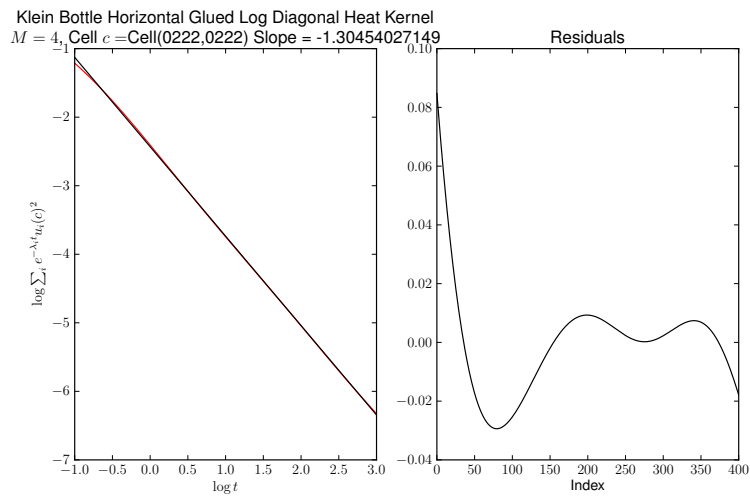
Slopes:

- |                   |                    |
|-------------------|--------------------|
| 0. -1.30454027149 | 6. -1.18761088842  |
| 1. -1.30453845116 | 7. -1.17854665042  |
| 2. -1.25728393989 | 8. -1.17490005167  |
| 3. -1.22586243192 | 9. -1.16696341375  |
| 4. -1.20641151334 | 10. -1.16652862636 |
| 5. -1.20166621516 | 11. -1.1735446614  |

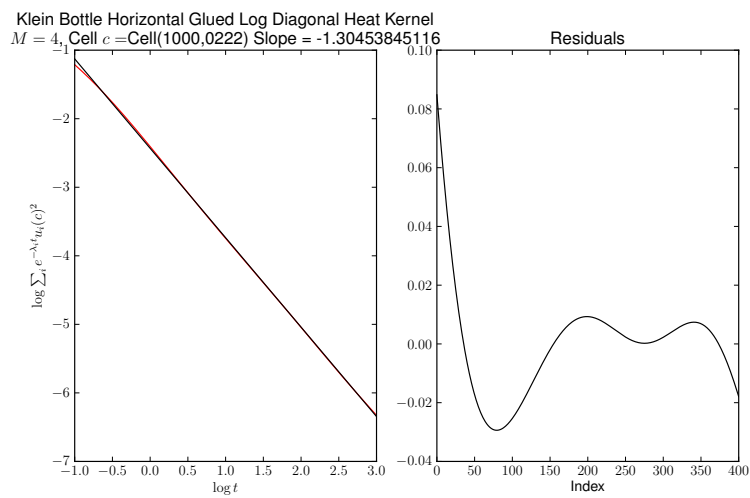
- 12. -1.17547336066
- 13. -1.18108084402
- 14. -1.1900108619
- 15. -1.18108084402
- 16. -1.17547336066
- 17. -1.1735446614
- 18. -1.16652862636
- 19. -1.16696341375

- 20. -1.17490005167
- 21. -1.17854665042
- 22. -1.18761088842
- 23. -1.20166621516
- 24. -1.20641151334
- 25. -1.22586243192
- 26. -1.25728393989
- 27. -1.30453845116

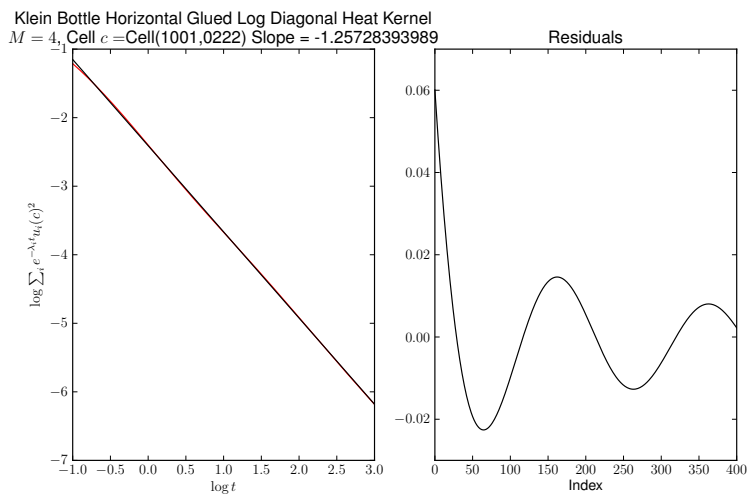
Cell is Cell('0222', '0222')  
 Fitted for  $-1 \leq \log t \leq 3$



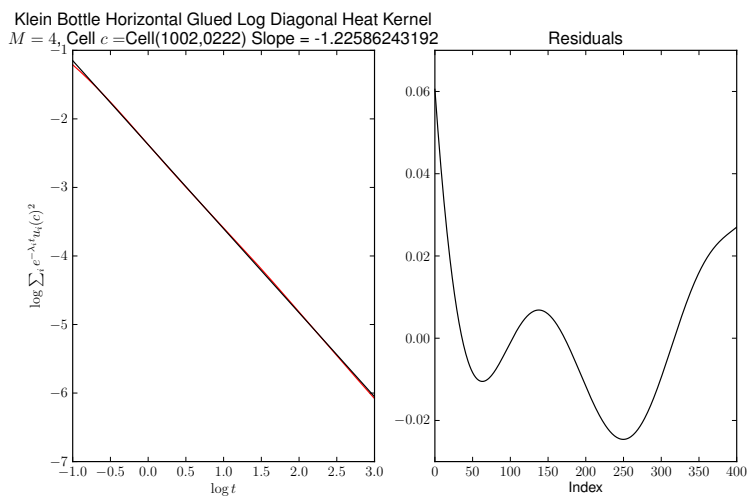
Cell is Cell('1000', '0222')  
 Fitted for  $-1 \leq \log t \leq 3$



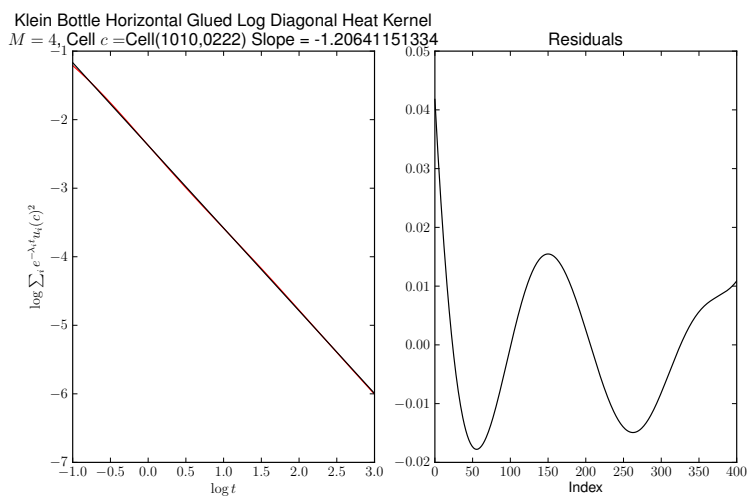
Cell is Cell('1001', '0222')  
Fitted for  $-1 \leq \log t \leq 3$



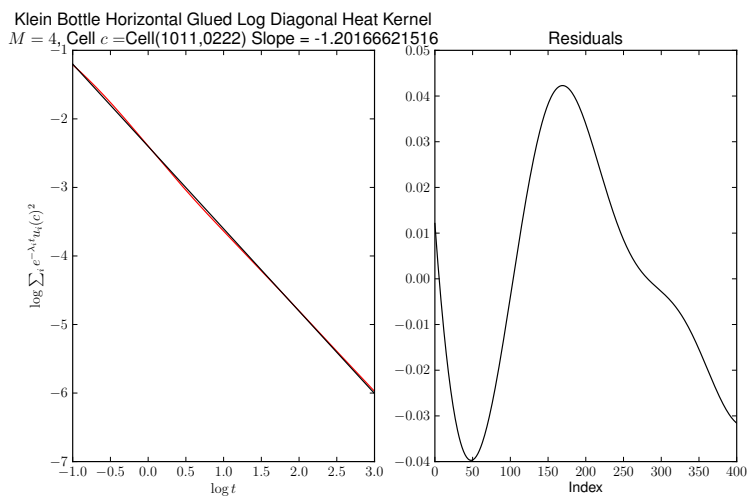
Cell is Cell('1002', '0222')  
Fitted for  $-1 \leq \log t \leq 3$



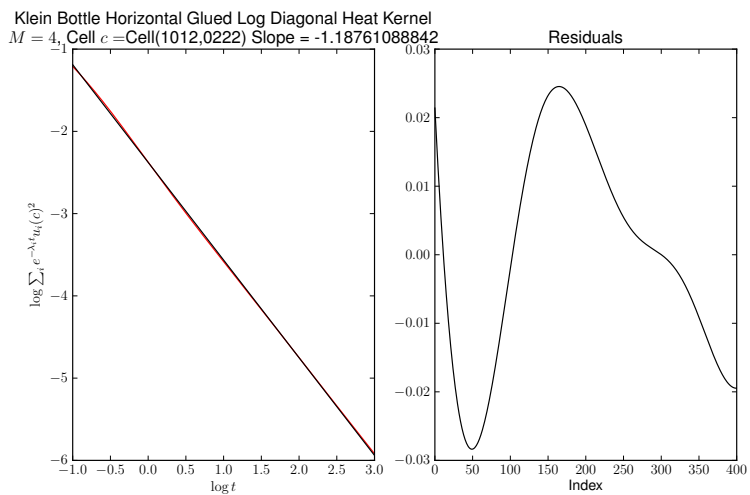
Cell is Cell('1010', '0222')  
Fitted for  $-1 \leq \log t \leq 3$



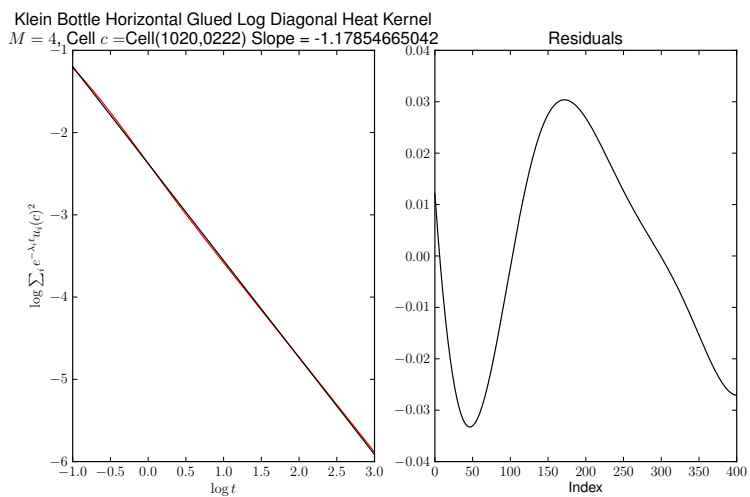
Cell is Cell('1011', '0222')  
Fitted for  $-1 \leq \log t \leq 3$



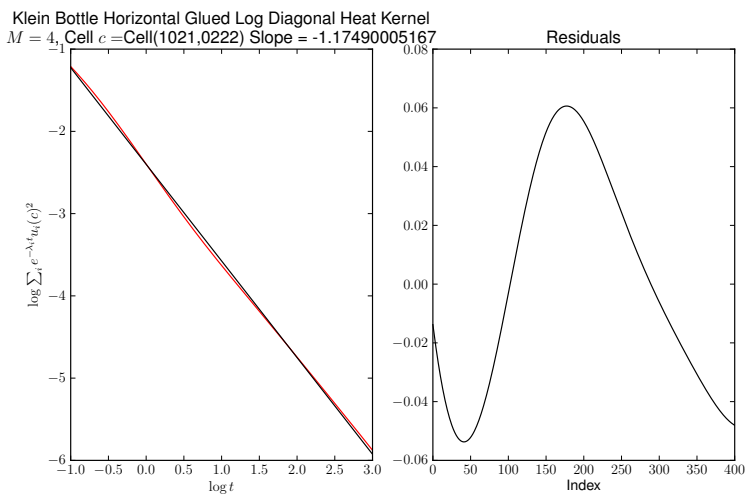
Cell is Cell('1012', '0222')  
Fitted for  $-1 \leq \log t \leq 3$



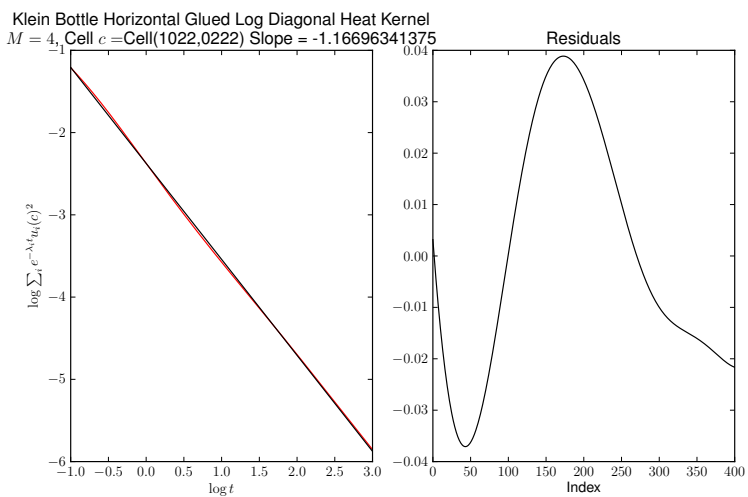
Cell is Cell('1020', '0222')  
Fitted for  $-1 \leq \log t \leq 3$



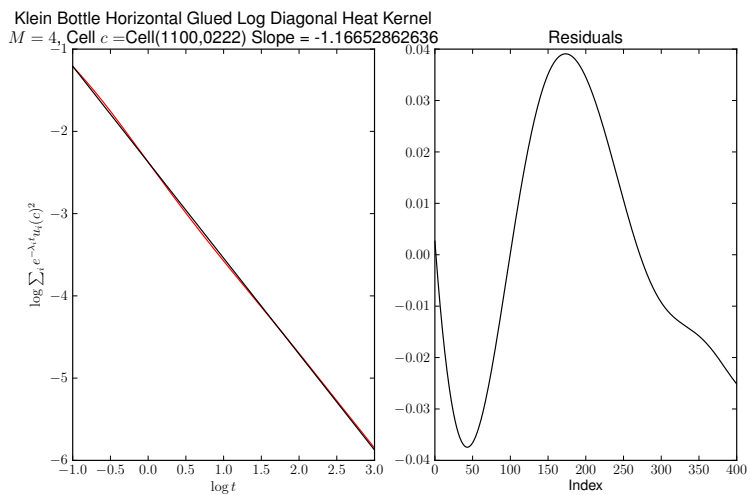
Cell is Cell('1021', '0222')  
Fitted for  $-1 \leq \log t \leq 3$



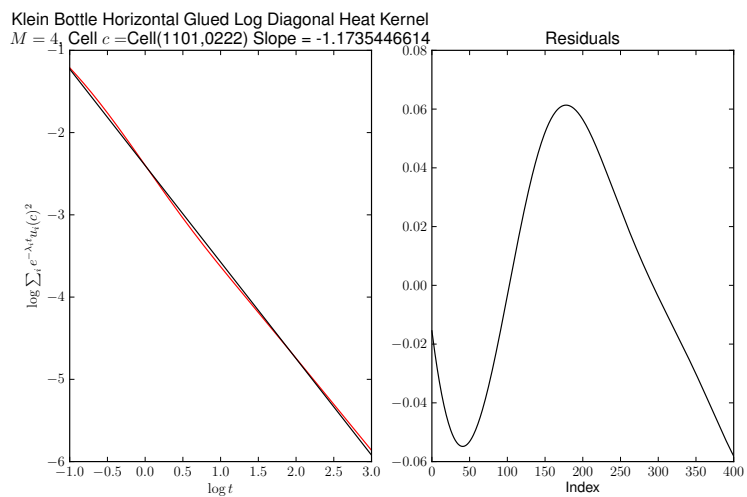
Cell is Cell('1022', '0222')  
Fitted for  $-1 \leq \log t \leq 3$



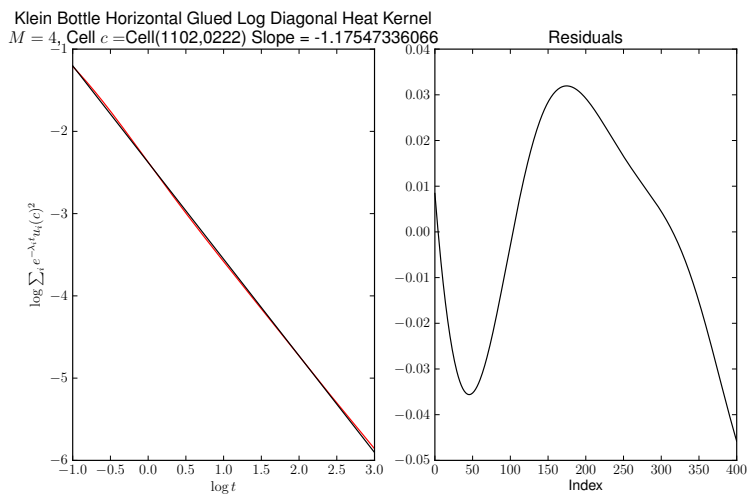
Cell is Cell('1100', '0222')  
Fitted for  $-1 \leq \log t \leq 3$



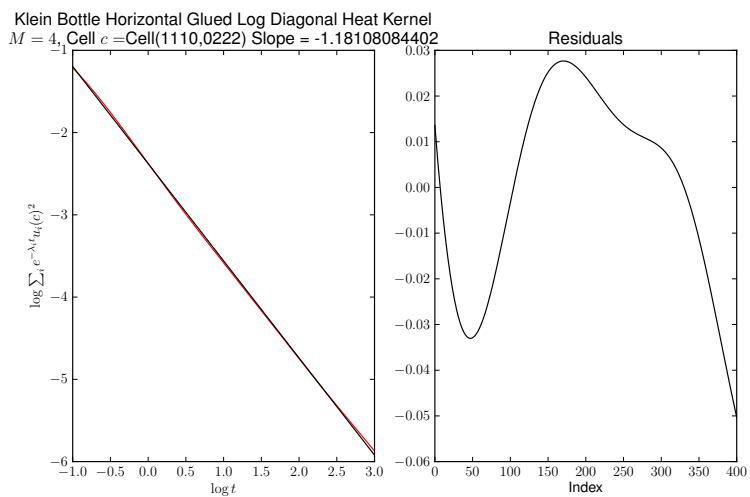
Cell is Cell('1101', '0222')  
Fitted for  $-1 \leq \log t \leq 3$



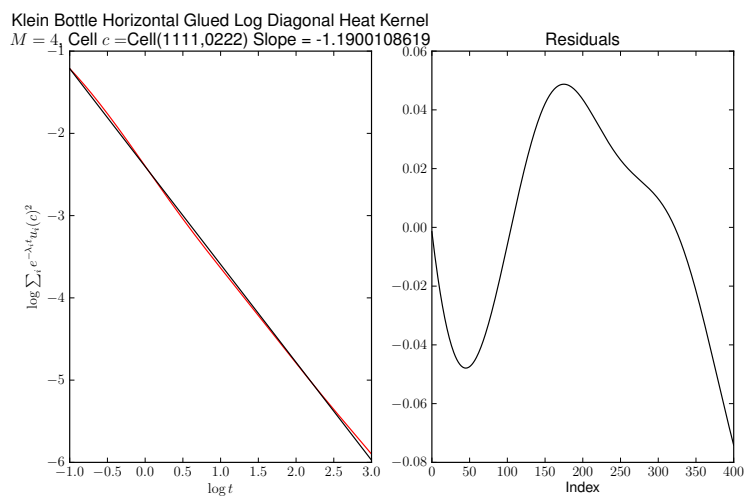
Cell is Cell('1102', '0222')  
Fitted for  $-1 \leq \log t \leq 3$



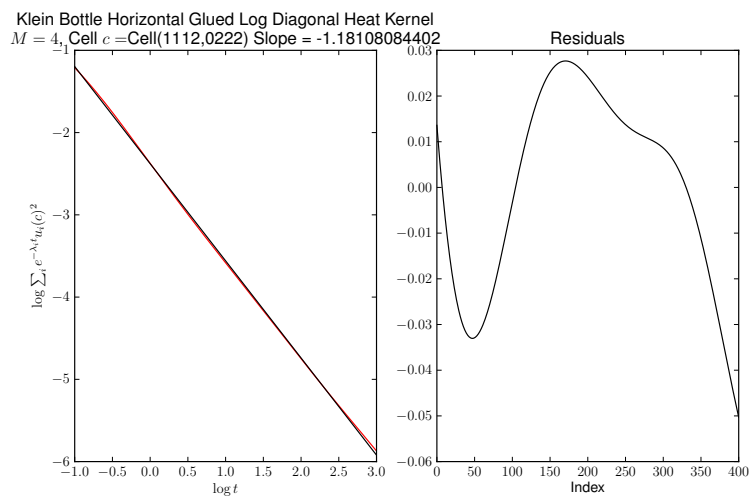
Cell is Cell('1110', '0222')  
Fitted for  $-1 \leq \log t \leq 3$



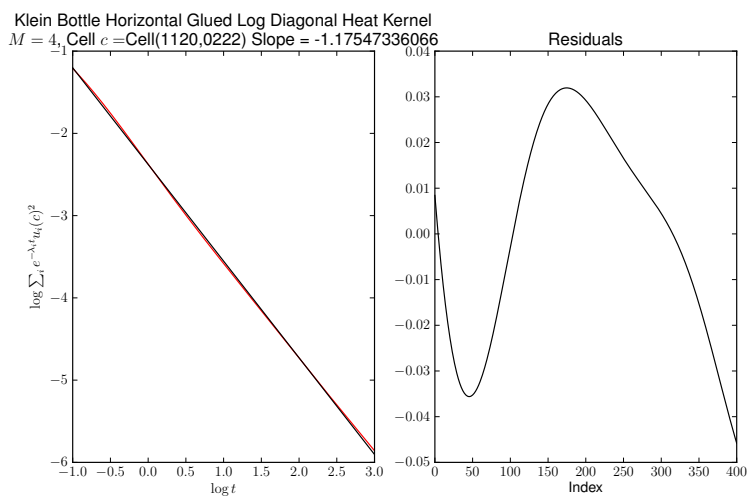
Cell is Cell('1111', '0222')  
Fitted for  $-1 \leq \log t \leq 3$



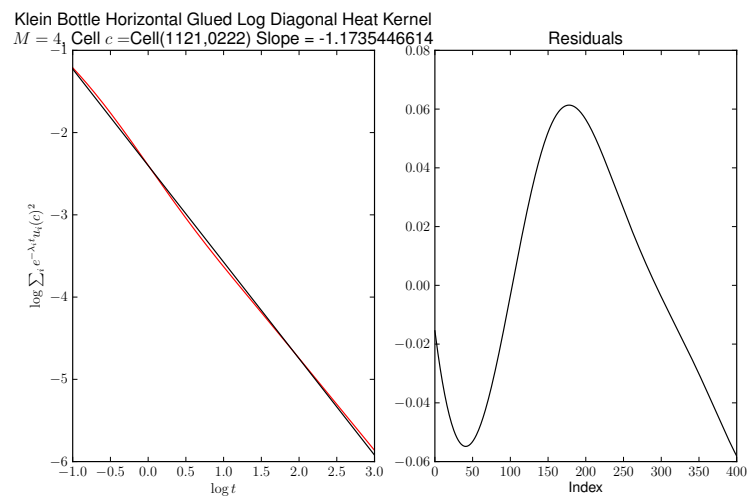
Cell is Cell('1112', '0222')  
Fitted for  $-1 \leq \log t \leq 3$



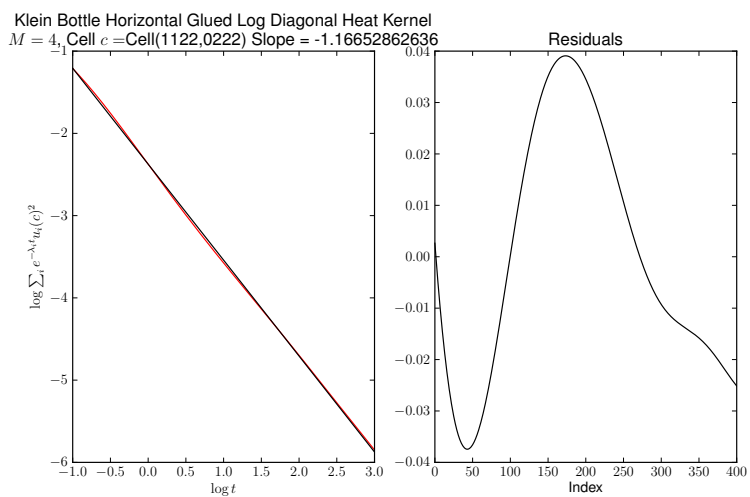
Cell is Cell('1120', '0222')  
Fitted for  $-1 \leq \log t \leq 3$



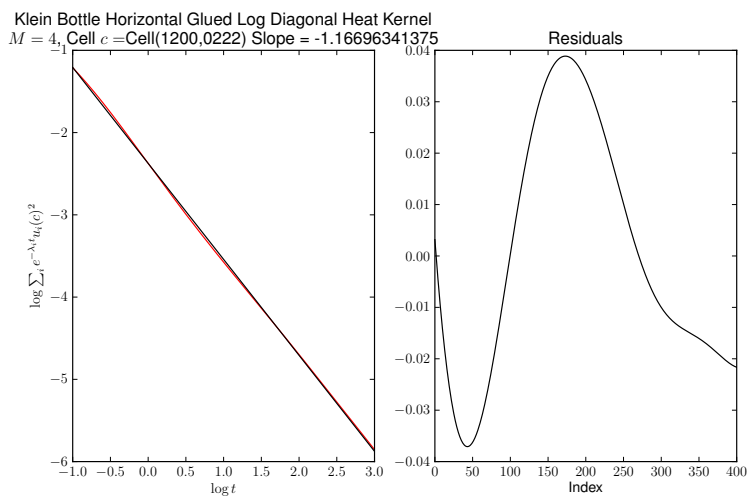
Cell is Cell('1121', '0222')  
Fitted for  $-1 \leq \log t \leq 3$



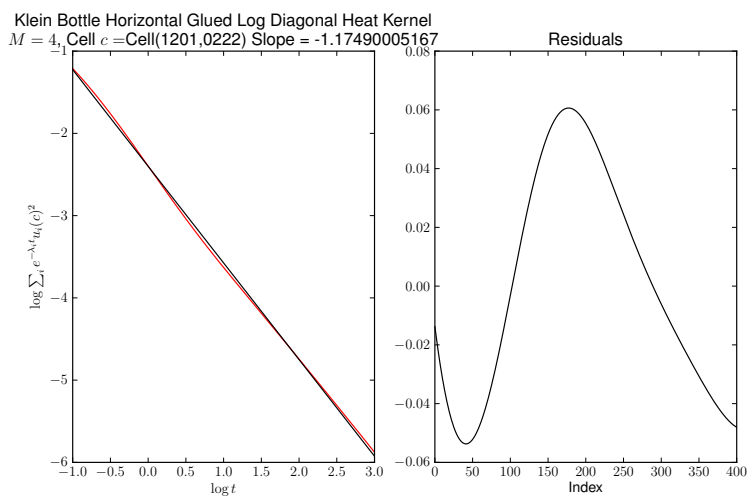
Cell is Cell('1122', '0222')  
Fitted for  $-1 \leq \log t \leq 3$



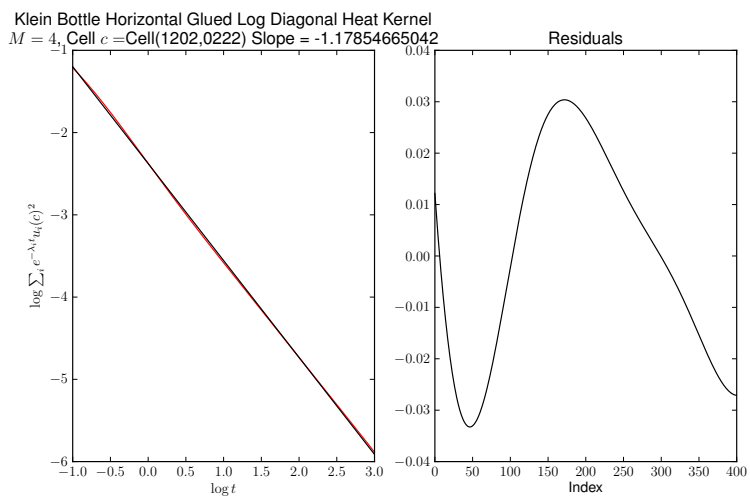
Cell is Cell('1200', '0222')  
Fitted for  $-1 \leq \log t \leq 3$



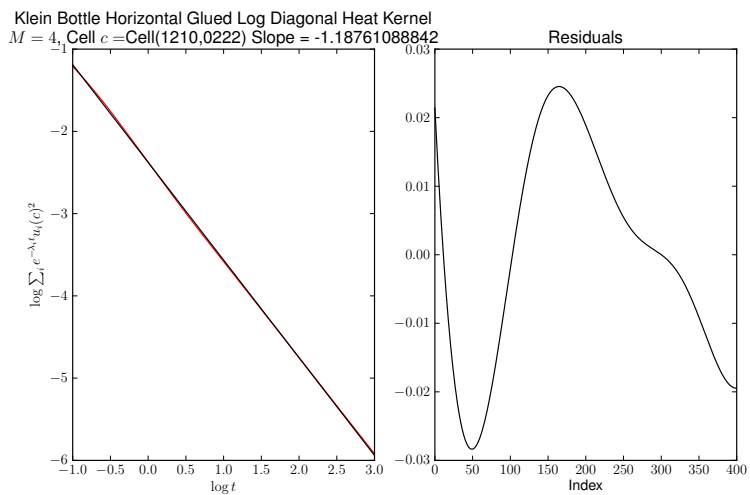
Cell is Cell('1201', '0222')  
Fitted for  $-1 \leq \log t \leq 3$



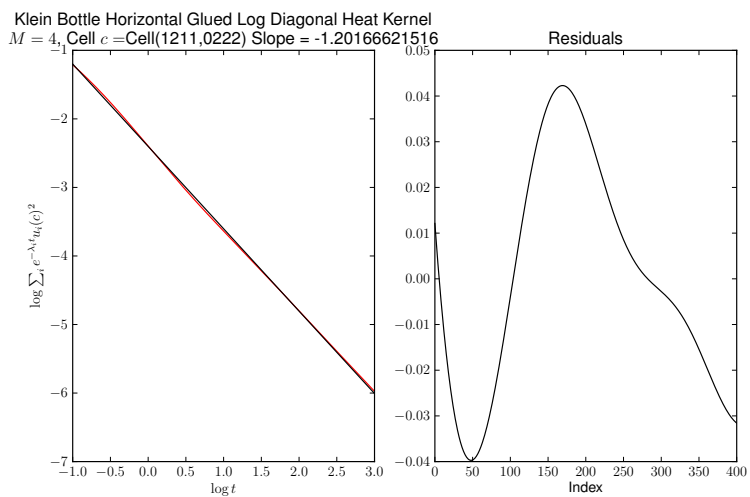
Cell is Cell('1202', '0222')  
Fitted for  $-1 \leq \log t \leq 3$



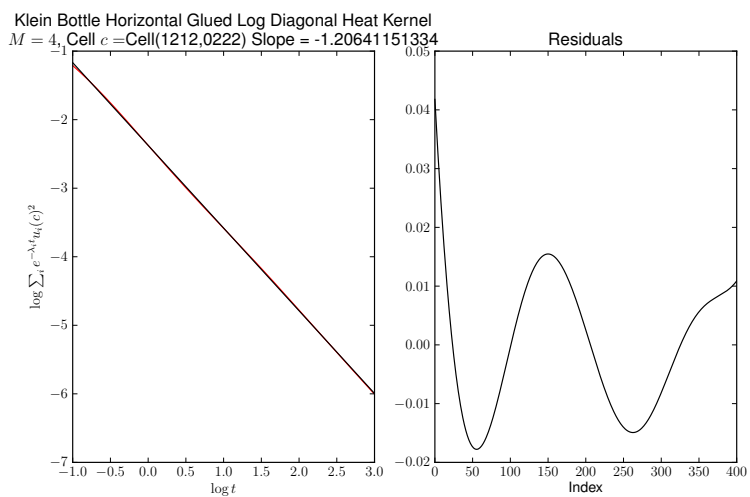
Cell is Cell('1210', '0222')  
Fitted for  $-1 \leq \log t \leq 3$



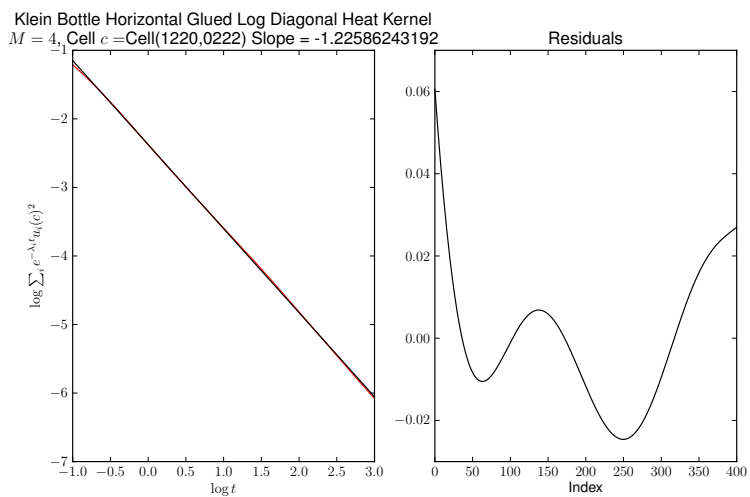
Cell is Cell('1211', '0222')  
Fitted for  $-1 \leq \log t \leq 3$



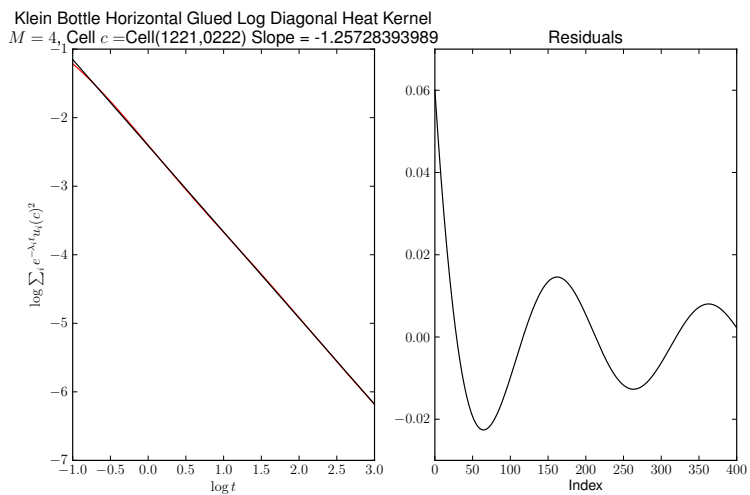
Cell is Cell('1212', '0222')  
Fitted for  $-1 \leq \log t \leq 3$



Cell is Cell('1220', '0222')  
Fitted for  $-1 \leq \log t \leq 3$



Cell is Cell('1221', '0222')  
Fitted for  $-1 \leq \log t \leq 3$



Cell is Cell('1222', '0222')  
Fitted for  $-1 \leq \log t \leq 3$

